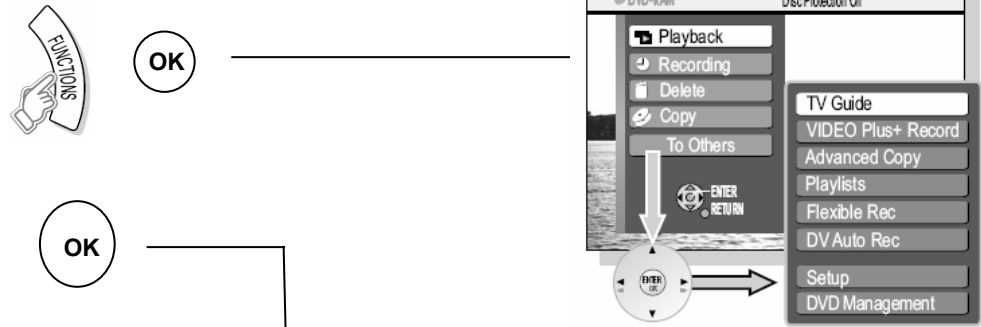
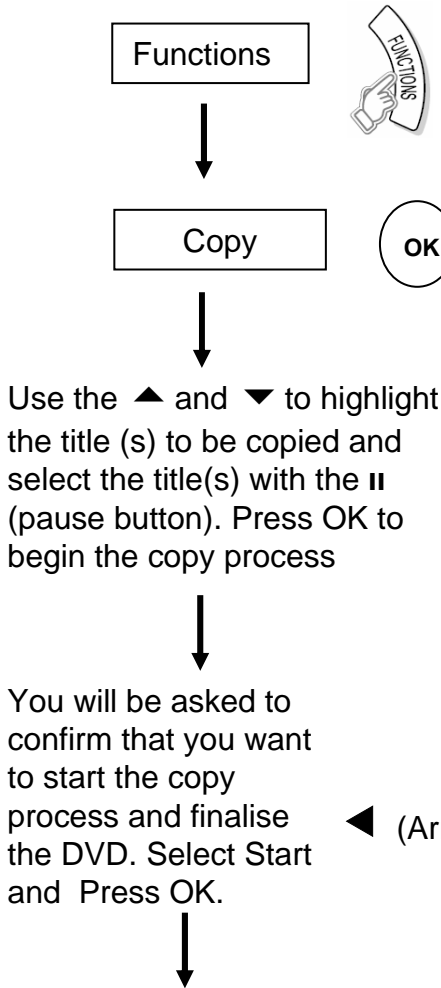


Copying

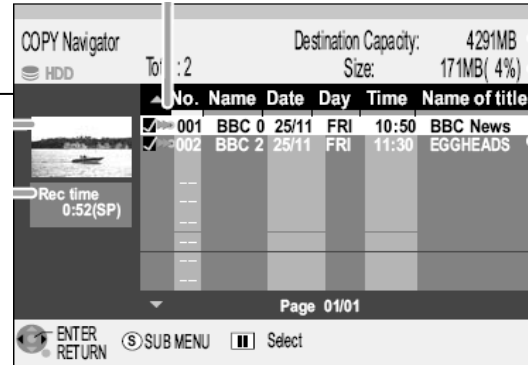
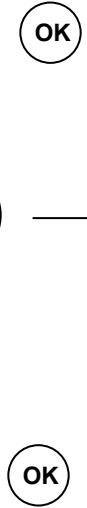
The Copy Navigator can be used to make simple copies of titles (Programmes) from the hard disk onto DVDs to play on most other standard DVD players. The DVD will automatically be finalised after copying has finished.

Select Press

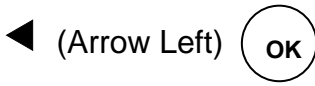
You will see



Use the ▲ and ▼ to highlight the title (s) to be copied and select the title(s) with the II (pause button). Press OK to begin the copy process



You will be asked to confirm that you want to start the copy process and finalise the DVD. Select Start and Press OK.



Copying Begins

You will see a Copy progress screen then the Finalisation screen

Finalisation Begins

You will see a Finalisation Progress screen. When finished, Press OK to exit.

